

## CAJOSUITE™ - COMPREHENSIVE SOFTWARE FOR INTELLIGENT PRODUCT MARKING

### CAJOSUITE™

**CajoSuite™** is a comprehensive software for laser marking designed to improve production processes. The software contains features for designing markings as well as a simple user interface for operators. To increase marking efficiency, the software has two modes, the **Design Mode** and the **Production Mode**. Switching between the modes is easier than ever making sure that you are just one click away from improving your manufacturing process.

You can choose from three different software versions, **CajoSuite Basic™**, **CajoSuite Studio™**, and **CajoSuite StudioPlus™**. Each of the software licences has different features for all kinds of marking needs.

Choose Cajo for intelligent product marking.



DESIGN MODE



PRODUCTION MODE

### CAJOSUITE™ FEATURES



COMPREHENSIVE CAD FEATURES FOR DESIGNING TEMPLATES



EASY-TO-USE PRODUCTION MODE FOR OPERATORS



VARIABLE TEXT AND CODING FOR FULL TRACEABILITY



TEST MATRIX TOOL FOR OPTIMIZED MARKING



SMOOTH INTEGRATION TO OTHER SYSTEMS, E.G. PLC



FULL SUPPORT FOR MARKING ON THE FLY

#### CONTACT INFORMATION

Rasivainiontie 8  
FI-90440  
Kempele, FINLAND  
info@cajotechnologies.com

CAJOTECHNOLOGIES.COM



## CAJO IMPROVES PRODUCTION PROCESSES WITH INTELLIGENT SOFTWARE SOLUTIONS




**CajoSuite™** comprehensive marking software offers manufacturers tools for implementing Cajo laser marking solutions in production processes. The **Production Mode** of the software includes user permission management and an easy-to-use user interface for daily manufacturing operations. The flexible software can be customized according to customer needs, meaning the user interface and workflow are configurable for the best possible experience.

The Production Mode supports marking on the fly (MOTF) and can control multiple lasers simultaneously. The sheer processing power and the customization options of the software can greatly improve production efficiency, empowering manufacturers with total control of the marking process.

**CajoSuite™** enhances manufacturing processes with smooth integration to other systems such as PLC, robots, machine vision, code readers, ERP systems, MES and databases. The seamless nature of the software ensures that CajoSuite™ can function and provide optimal results in virtually any production environment.

The intelligent software supports Cajo stand-alone marking stations as well as integrable Cajo marking solutions in any production system. The flexibility of the software guarantees a user-friendly and efficient marking process for any marking needs.

**CajoSuite™** Production Mode requires Studio or StudioPlus licence.



## CAJOSUITE™ FEATURES LICENSE LEVELS DESCRIPTION

DESIGN MODE	BASIC	STUDIO	STUDIOPLUS	CAJOSUITE FOR CAJOSMART™	
Laser marking	√	√	√	√	Markings made with Cajo laser system
Preview	√	√	√	√	Marking preview using laser pointer. Projection mode available
Estimate marking time	√	√	√	√	Estimate marking time without actual marking
Marking parameters	√	√	√	√	Setting up laser parameters in design (pencils)
System configuration and status monitoring	√	√	√	√	Settings dialogs for system configuration (laser type, lens type, Marking-on-the-fly, preview, I/O mapping etc.) Indicators for laser marking system status (door open, laser source state etc.)
Marking head height control	√	√	√	√	Software controlled working distance for marking systems which have motor driven Z-axle
Device control	√	√	√	√	For devices which have electric motor driven door or other actuators
Geometric shapes	√	√	√	√	Basic shapes (rectangles, triangles, circles etc.)
Editing and transformation tools	√	√	√	√	Comprehensive tools for editing, for example, Move, Rotate and Mirroring. Managing objects (array, offset, align, explode and auto connect)
Text tool and dynamic text	√	√	√	√	TrueType and SHX fonts in markings Variable content for each marking such as text, serial number and time stamp
Barcode tool and dynamic barcode	√	√	√	Datamatrix, QR, Code 128	Fixed and dynamic barcode content for each marking (1D or 2D). Could be for instance automatic serial number sequencing, time stamp or combination. Support for vast range of codes.
Advanced hatch tools	√	√	√	√	Filling tools
Vector graphics import	√	√	√	√	Importing graphics from DWG, DXF or SVG files
Multi-design support	√	√	√	√	Multiple designs can be open at the same time
Parameter library tool	√	√	√	√	Parameter library structure for storing parameters
I/O interface	√	√	√	√	Default I/O functionality (marking trigger, workflow status)
Test Matrix Tool		√	√	√	Testmatrix tool for searching optimal laser parameters for the material
User permission control		√	√		Allows to limit user permissions in the software
Curved text			√	Fixed text only (no variable content)	Text aligned with any line shape
Tiling			√		Design which is too large to be marked at once can be split to smaller parts (tiles)
Line types and line weight			√		Different line types and widths, such as dashed and custom lines
Bitmap import			√		Bitmap marking (dither algorithm)
DXF export			√	√	Marking file export as DXF file
Marking on the fly			√		Marking when workpiece moves under the laser
Rotary device control			√		Marking of circular workpieces
EtherCat field bus			√		Marking trigger, workflow status. Requires hardware option
CajoSmart™ content generation				√	Creating and editing fonts, logos and projects for CajoSmart™
Marking dimensions	2D	2D	2D, 2.5D, Rotary	2D	
User manual language	en	en	en	en	
User interface languages	en, fi, de, es, pl, it	en, fi, de, es, pl, it	en, fi, de, es, pl, it	en, fi, de, es, pl, it	Supported languages Kindly ask for other languages separately

## CAJOSUITE™ FEATURES LICENSE LEVELS DESCRIPTION

PRODUCTION MODE	BASIC	STUDIO	STUDIOPLUS	CAJOSUITE FOR CAJOSMART™	
Laser marking		✓	✓		Markings made with Cajo marking system (templates are created in the Design Mode)
Variable marking content		✓	✓		Marking content is updated automatically between markings, for example date or serial number
Named marking content		✓	✓		User can enter marking content or content can be updated using remote control interfaces, for example batch number
Preview marking		✓	✓		Marking preview using laser pointer
Product management		✓	✓		Adding and managing product specific settings
Device control		✓	✓		User interface to control the marking device actuators
Default workflows		✓	✓		Workflows for different device types. For example, automatically close door, adjust marking head, mark and open the door
System status monitoring		✓	✓		Indicators for laser marking system status (door open, laser source status etc.)
User permission control		✓	✓		Managing user permissions
TCP/IP remote control		Standard	Standard + Customization available		Cajo TCP/IP server interface (Marking content setup, system status events)
OPC UA remote control		Standard	Standard + Customization available		Cajo OPC UA server interface (Marking content setup, system status events)
I/O interface		✓	✓		Default I/O functionality (marking trigger, workflow status)
EtherCat field bus			✓		Marking trigger, workflow status. Requires hardware option
Simultaneous multi-laser support			✓		Marking with multiple lasers simultaneously
Marking on the fly			✓		Marking when workpiece moves under the laser
System integrations			Hourly rate		Database integrations/Device integrations. For example: CSV file parsing, ODBC databases, Custom TCP/IP message parsing
Workflow and user interface customization			Hourly rate		Workflow and user interface customization according to customer's needs. For example: User enters batch number and system queries serial numbers from database. Products are marked automatically using received serial numbers.
Configs for machine vision, marking positioning and reading			Hourly rate		Machine vision can be added to the software for marking positioning and verification needs
Marking dimensions	2D	2D	2D, 2.5D, Rotary		
User manual language	en	en	en		
User interface languages	en, fi, de, es, pl, it	en, fi, de, es, pl, it	en, fi, de, es, pl, it		Supported languages Kindly ask for other languages separately

### TRADEMARK

All trademarks are the property of Cajo Technologies Ltd. All rights reserved. Information contained herein is subject to change without notice. No part of this Data Sheet may be reproduced in any form or by any means, electronic, mechanical, photocopying, recording, or otherwise, without the prior written permission of Cajo Technologies Ltd. Cajo Technologies Ltd. retains ownership and all other rights of all drawings, models, shapes, solutions, ideas, or any kind of industrial property rights presented or expressed in this Data Sheet. All other use of the material presented or expressed in this Data Sheet except for getting acquainted with, quoting, ordering, or using in business otherwise involving Cajo Technologies Ltd. is strictly prohibited.

